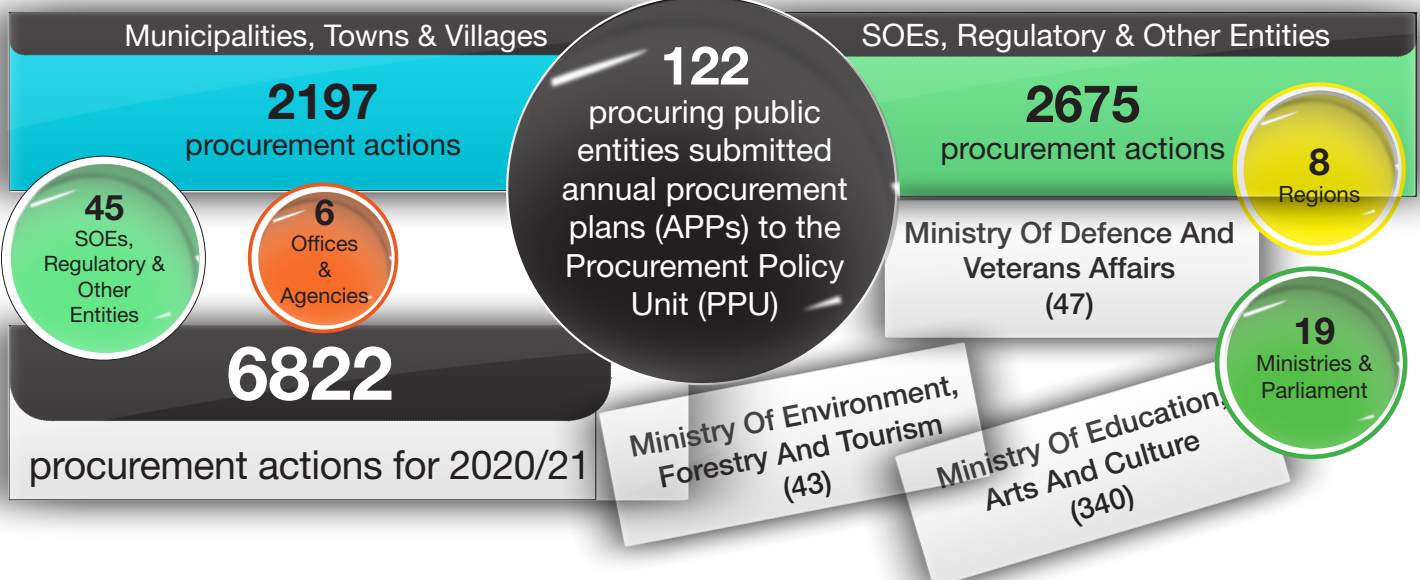


PROCUREMENT TRACKER NAMIBIA



Issue No. 14

October 2021



Procurement data under the microscope

Unpacking the procurement numbers of 2020/21 surfaces valuable insights and raises some interesting questions

For the first time in history Namibians have quite good access to what's happening on the public procurement landscape.

This is because for the first time a large data dump of public procurement data is available through the Procurement Policy Unit (PPU) webpage on the Ministry of Finance website.

Through this data dump – a Dropbox folder linked to the PPU webpage – it is possible to view annual procurement plans and quarterly procurement reports of many, if not most, public entities.

For the 2020/21 government financial year most procuring public entities filed their annual procurement plans with the PPU, while many also filed quarterly procurement reports.

Some issues

While compliance with the Public Procurement Act of 2015 has certainly increased since 2017, there's still too much non-compliance in terms of transparency across the public procurement sector.

For the 2020/21 financial year, three ministries – Agriculture, Water and Land Reform; International Relations and Cooperation; Works and Transport – have not submitted annual procurement plans (APPs) to the PPU, along with many other procuring public entities.

So while the public does have some insights to what is

happening in the public procurement space, the fact that the data or information is incomplete means that a comprehensive picture is not emerging.

On top of that, the quality of procurement data viewable is inconsistent and often highly questionable.

What we see

Even so, the data is there to be mined for what it points to. That said, this issue of *Procurement Tracker Namibia* is the data visualisation edition devoted to unpacking some of what the available public procurement data for 2020/21 says about what transpired during a COVID-19 ravaged year.

We take a look at what the picture that the procurement data of the Ministry of Health and Social Services (MHSS) paints, along with a more general view of what's been happening on the public procurement landscape.

Unfortunately, due to space constraints we are unable to publicise a lot more than what we've done here.

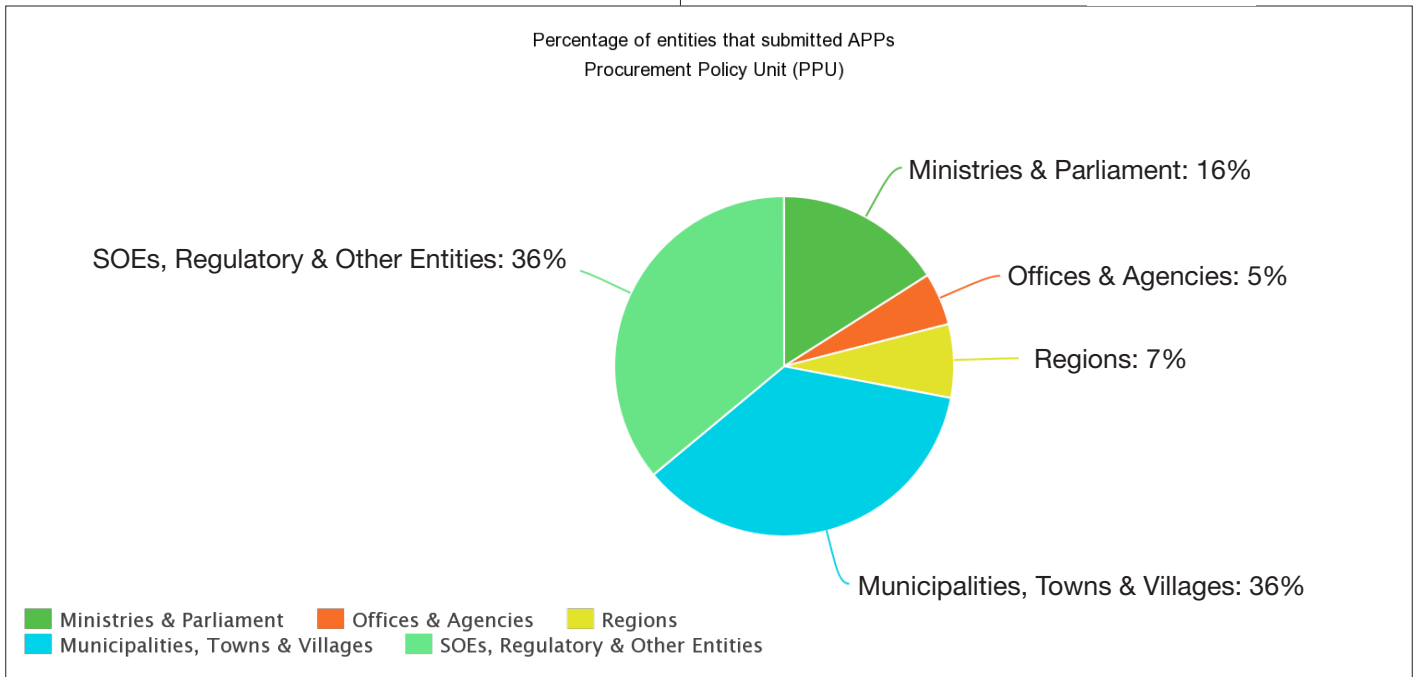
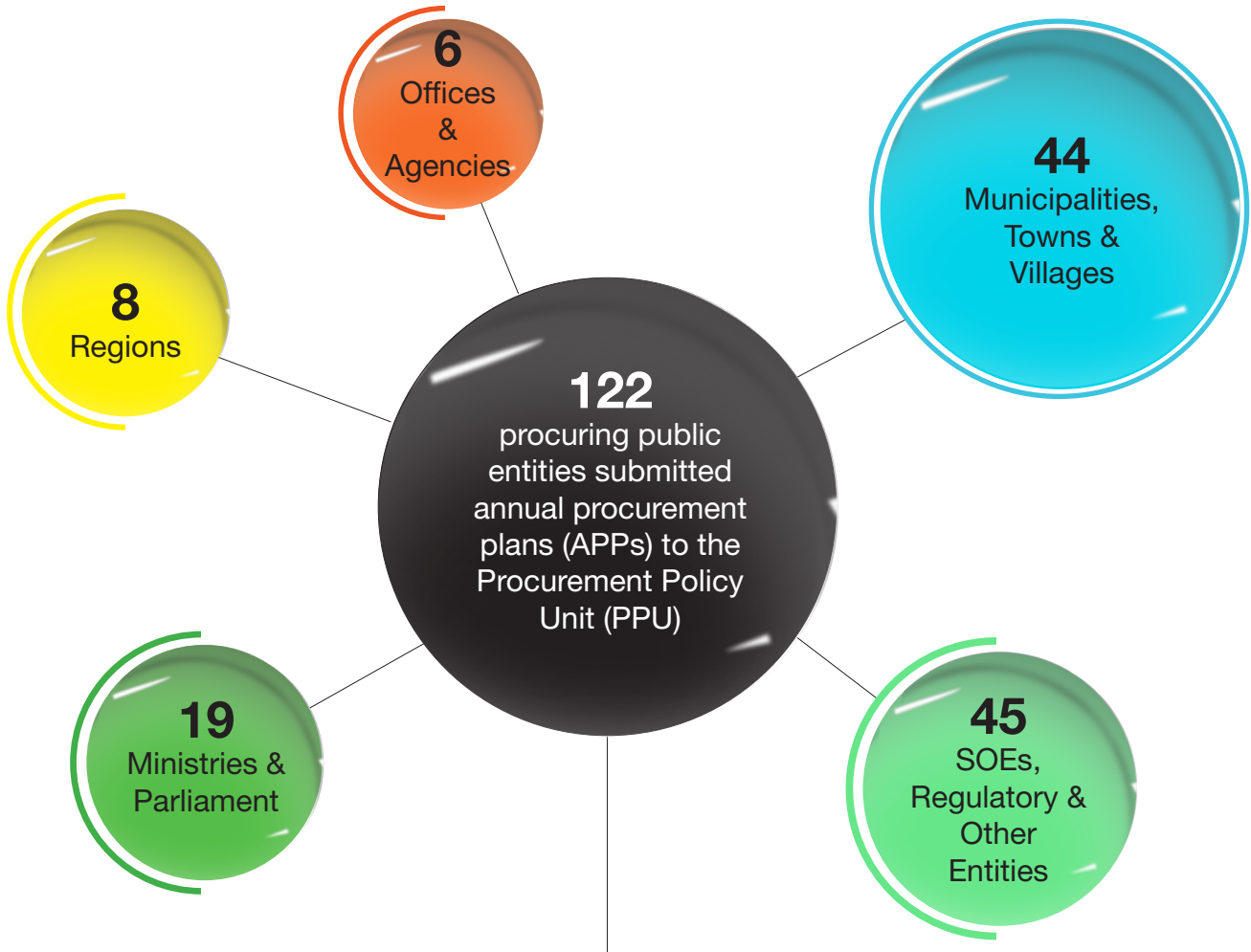
We endeavour to bring you more such editions in future, should the data be available and accessible.

What is a procurement action?

We use the term procurement action to refer to a procurement activity or transaction as listed in the annual procurement plans and quarterly procurement reports of public entities.

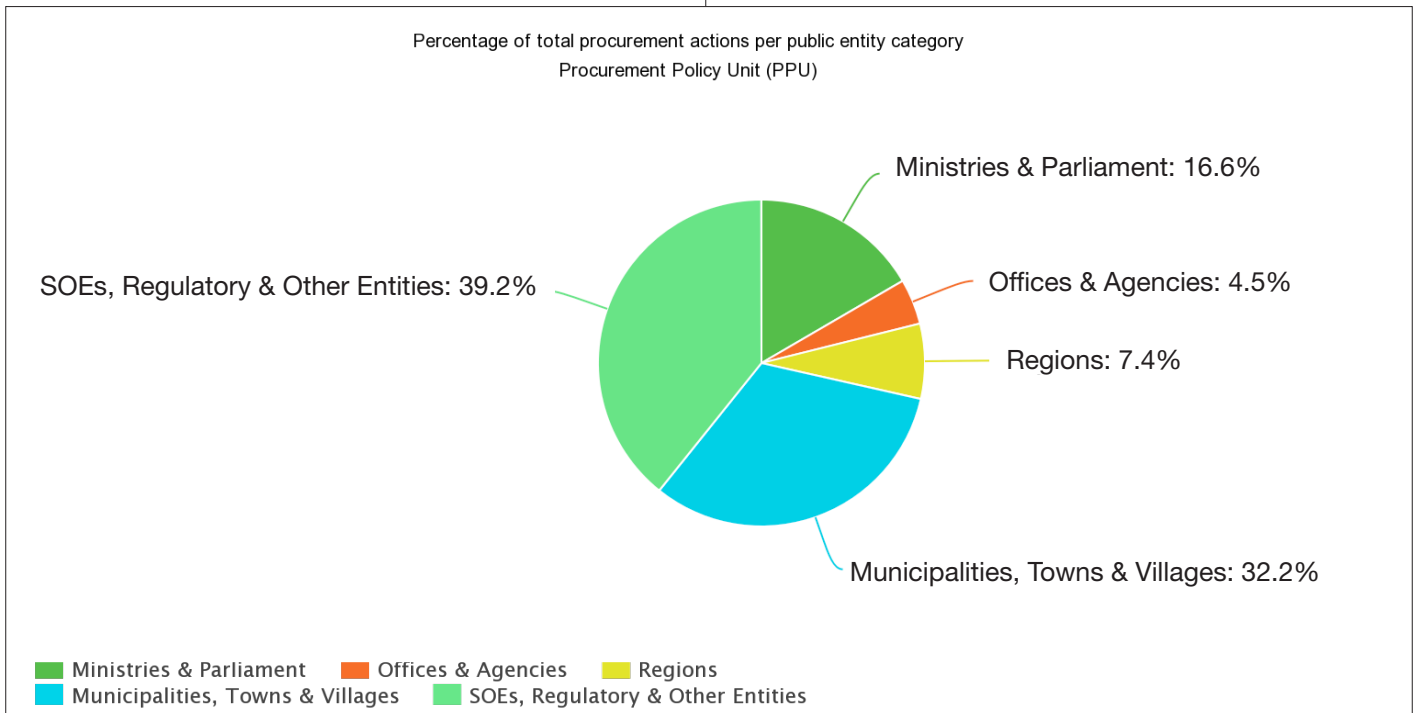
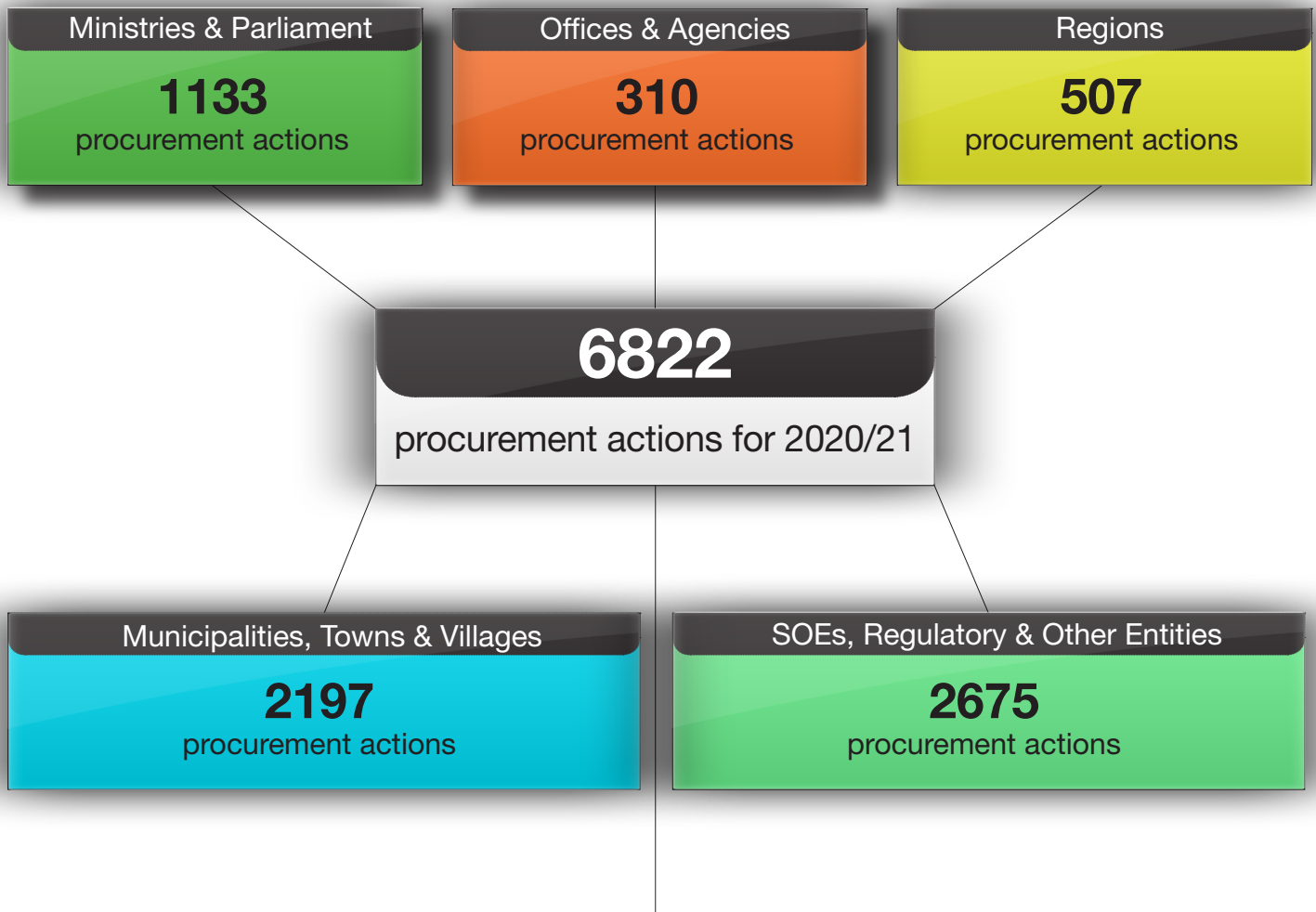
Number of public entities that submitted annual procurement plans (APPs)

For the 2020/21 financial year ...



Number of procurement actions

122 procuring public entities listed ...



Most procurement actions listed per public entity category

The top five entities in each category with the most procurement actions listed in the annual procurement plans for 2020/21 ...

Ministries & Parliament

- MINISTRY OF EDUCATION, ARTS AND CULTURE (340)
- NATIONAL ASSEMBLY (107)
- MINISTRY OF FISHERIES AND MARINE RESOURCES (103)
- MINISTRY OF GENDER EQUALITY, CHILD WELFARE AND POVERTY ERADICATION (73)
- MINISTRY OF MINES AND ENERGY (67)

TOP
5

(Number of procurement actions in brackets)

Offices & Agencies

- OFFICE OF THE PRIME MINISTER (120)
- OFFICE OF THE AUDITOR-GENERAL (89)
- OFFICE OF THE JUDICIARY (34)
- ANTI-CORRUPTION COMMISSION (31)
- NATIONAL PLANNING COMMISSION (26)
- OFFICE OF THE PRESIDENT (10)

Regions

- ERONGO REGIONAL COUNCIL (130)
- KAVANGO EAST REGIONAL COUNCIL (89)
- KHOMAS REGIONAL COUNCIL (72)
- OHANGWENA REGIONAL COUNCIL (67)
- ZAMBEZI REGIONAL COUNCIL (51)

TOP
5

Municipalities, Towns & Villages

- SWAKOPMUND MUNICIPALITY (168)
- ONGWEDIVA TOWN COUNCIL (131)
- OMUTHIYA TOWN COUNCIL (96)
- KARASBURG TOWN COUNCIL (94)
- REHOBOTH TOWN COUNCIL (94)

TOP
5

SOEs, Regulatory & Other Entities

- NAMCOR (260)
- NAMFI (161)
- TELECOM NAMIBIA (157)
- NAMIBIA STATISTICS AGENCY (151)
- NAMPORT (110)
- NATIONAL HOUSING ENTERPRISE (110)

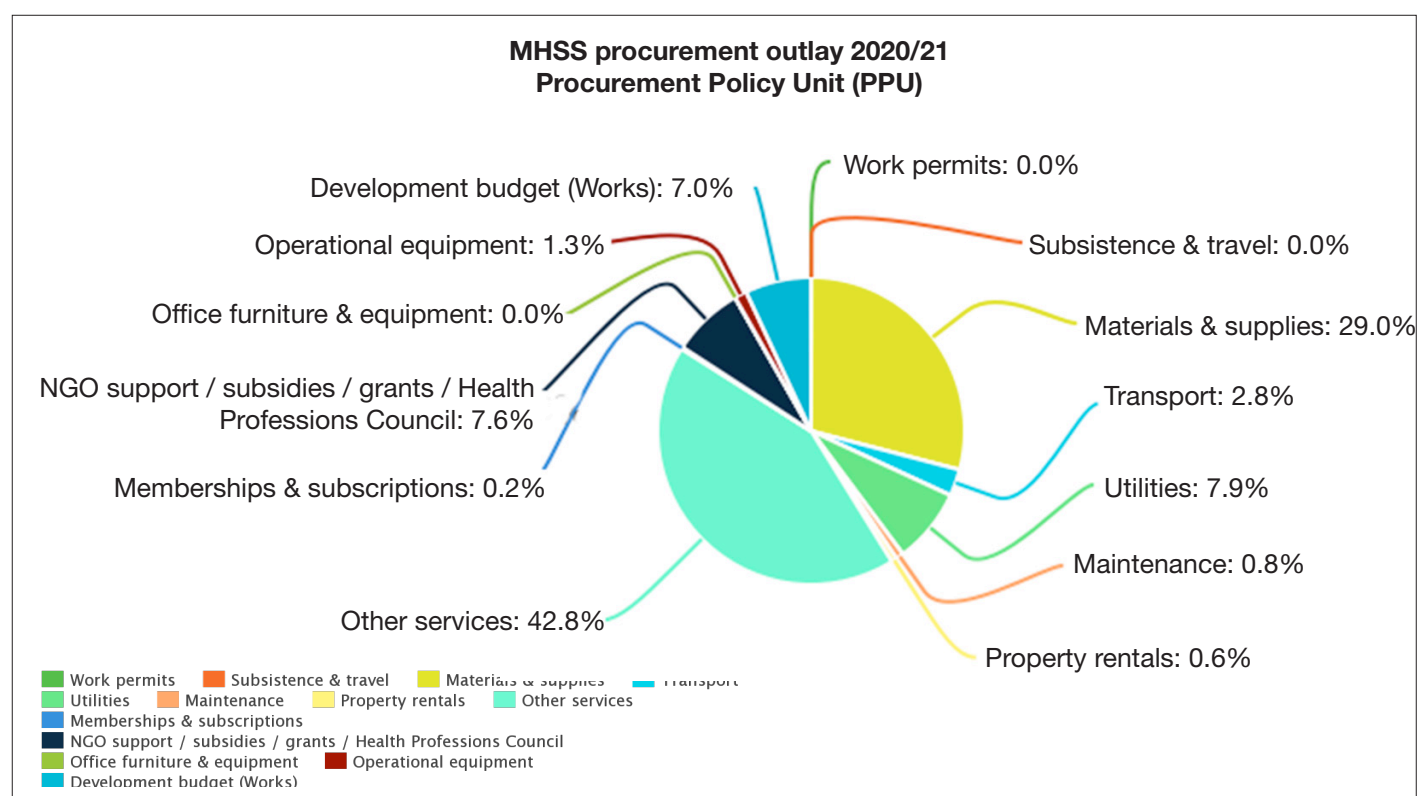
TOP
5

Health procurement under the microscope

For 2020/21 the Ministry of Health and Social Services (MHSS) submitted an annual procurement plan (APP) listing 58 procurement actions that were costed at about N\$4,1 billion, which was the second largest procurement outlay in the public sector, after that of the Ministry of Gender Equality, Child Welfare, Poverty Eradication and Social Welfare total procurement outlay of over N\$5,2 billion.

MHSS procurement outlay 2020/21	
Type of procurement	Amount (N\$)
Work permits	859,000
Subsistence & travel	1,166,000
Materials & supplies	1,188,639,000
Transport	116,124,000
Utilities	324,014,000
Maintenance	33,001,000
Property rentals	24,016,000
Other services	1,753,752,000
Memberships & subscriptions	7,512,240
NGO support / subsidies / grants / Health Professions Council	310,741,000
Office furniture & equipment	160,000
Operational equipment	52,100,000
Development budget (Works)	285,430,000
TOTAL:	4,097,514,240

MHSS five (5) largest procurement actions listed in 2020/21 APP				
Nature of procurement	Description	Procurement method	Estimated cost	Proposed contracting date
Goods	Pharmaceutical products	Open international bidding / RFQ / Emergency	N\$930,090,000	July 2020
Services	Contingency – Emergencies	Direct procurement / Emergency	N\$727,000,000	July 2020
Services	Pathological services from NIP	Direct procurement (DP)	N\$500,000,000	No date
Services	Subsidies of missionary hospitals	Direct procurement (DP)	N\$310,741,000	No date
Works	Construction and upgrading of various facilities	Open national bidding / RFQ / Restricted	N\$285,430,000	January 2021



MHSS quarterly spending

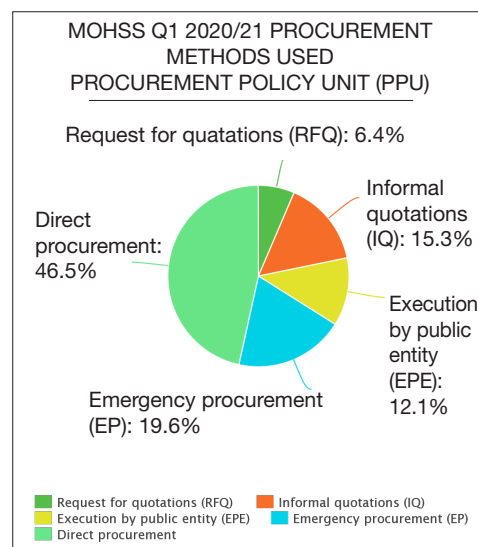
The quarterly procurement reports of the health ministry for the period April – December 2020 (Q1-Q3) are available on the PPU webpage. The procurement report for January – March 2021 (Q4) is not available to view. For the period April – December 2020, the MHSS engaged in 1,281 individual procurement actions, collectively valued at over N\$4 billion.

MHSS Q1 (April – June 2020)

404 procurement actions
404 procurement actions = N\$1,981,545,871.95

MHSS Q1 2020/21 procurement methods and costs

Procurement method	Number of actions	Total value / cost (N\$)
Execution by public entity (EPE)	49	80,824,408.54
Emergency procurement (EP)	79	509,981,887.99
Direct procurement (DP)	188	1,383,733,211.27
Request for quotations (RFQ)	26	6,424,818.62
Informal quotations (IQ)	62	581,545.53

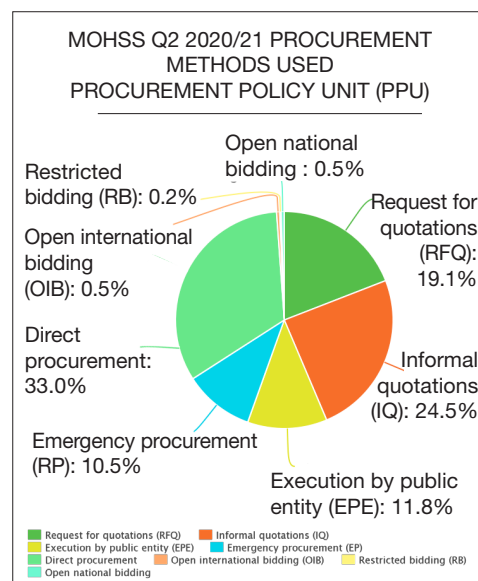


MHSS Q2 (July – September 2020)

440 procurement actions
440 procurement actions = N\$1,732,205,364

MHSS Q2 2020/21 procurement methods and costs

Procurement method	Number of actions	Total value / cost (N\$)
Execution by public entity (EPE)	52	629,369,117.03
Emergency procurement (EP)	46	127,780,427.70
Direct procurement (DP)	145	485,865,805.16
Request for quotations (RFQ)	84	13,915,364.45
Informal quotations (IQ)	108	813,190.31
Open international bidding (OIB)	2	445,081,974.50
Restricted bidding (RB)	1	52,181.19
Open national bidding	2	29,327,303.65

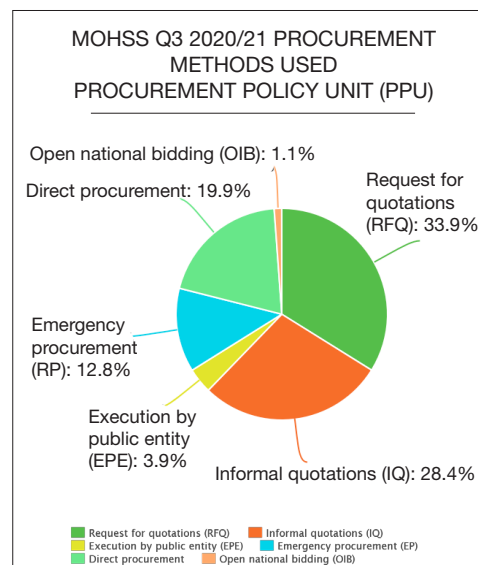


MHSS Q3 (October – December 2020)

437 procurement actions
437 procurement actions = N\$306,699,962.25

MHSS Q3 2020/21 procurement methods and costs

Procurement method	Number of actions	Total value / cost (N\$)
Execution by public entity (EPE)	17	4,343,665.64
Emergency procurement (EP)	56	152,435,931.89
Direct procurement (DP)	87	94,321,009.81
Request for quotations (RFQ)	148	21,996,877.03
Informal quotations (IQ)	124	989,823.90
Open national bidding	5	32,612,653.98



Public entities that filed annual procurement plans with the PPU

Following are all the public entities, per category, that filed annual procurement plans with the PPU in the Ministry of Finance for 2020/21. **(Number of procurement actions in brackets)**

Ministry Of Defence And Veterans Affairs (47)	Ministry Of Education, Arts And Culture (340)	Ministry Of Environment, Forestry And Tourism (43)
Ministry Of Finance (20)	Ministry Of Fisheries And Marine Resources (103)	Ministry Of Mines And Energy (67)

Ministries & Parliament

Ministry Of Gender Equality, Child Welfare And Poverty Eradication.Pdf (73)	Ministry Of Health And Social Services (58)	Ministry Of Higher Education, Technology And Innovation (8)
Ministry Of Home Affairs Immigration, Safety and Security (9)	Ministry Of Information And Communication Technology (18)	Ministry Of Justice (13)
Ministry Of Youth, Sport And National Service (14)	National Council (62)	Ministry Of Labour, Industrial Relations And Employment Creation (37)
	Ministry Of Trade, Industrialization And SME Development (38)	National Assembly (107)
	Ministry Of Public Enterprises (17)	Ministry Of Urban And Rural Development (59)

Regions

- Zambezi Regional Council (51)
- Oshana Regional Council (27)
- Omusati Regional Council (25)
- Ohangwena Regional Council (67)
- Oshikoto Regional Council (46)
- Khomas Regional Council (72)
- Kavango East Regional Council (89)
- Erongo Regional Council (130)

Offices & Agencies

- Anti-Corruption Commission (31)
- Office Of The Auditor-General (89)
- Office Of The Judiciary (34)
- Office Of The President (10)
- Office Of The Prime Minister (120)
- National Planning Commission (26)

SOEs, Regulatory & Other Entities

Municipalities, Towns & Villages

(Number of procurement actions in brackets)

• Agribank(55)	• Tsandi Village Council(33)
• Agribusdev(54)	• Tses Village Council(46)
• Agro-Marketing and Trade Agency(21)	• Usakos Town Council(57)
• Development Bank of Namibia(96)	• Walvis Bay Municipality(39)
• Business and Intellectual Property Authority(26)	• Witvlei Village Council(30)
• Central Procurement Board Of Namibia(33)	• Swakopmund Municipality(168)
• Communications Regulatory Authority of Namibia(53)	• Ruacana Town Council(67)
• Electricity Control Board(31)	• Rundu Town Council(57)
• Fisheries Observer Agency(20)	• Omuthiya Town Council(96)
• Meatboard(41)	• Oshikuku Town Council(34)
• Motor Vehicle Accident Fund(76)	• Otavi Town Council(11)
• Namcol(38)	• Otjiwarongo Municipality(45)
• Namcor(260)	• Outapi Town Council(37)
• Namdia(18)	• Rehoboth Town Council(94)
• Namibia Maritime and Fisheries Institute(161)	• Oranjemund Town Council(78)
• Namfisa(44)	• Oshakati Town Council(78)
• Namibia Agronomic Board(12)	• Ondangwa Town Council(52)
• Namibia Industrial Development Agency(42)	• Ongwediva Town Council(131)
• Namibia Fish Consumption Promotion Trust(30)	• Oniipa Town Council(60)
• Namibia Post And Telecom Holdings Ltd(22)	• Okahao Town Council(39)
• Namibia Press Agency(24)	• Okakarara Town Council(24)
• Namibia Standards Institute(44)	• Okongo Village Council(25)
• Namibia Tourism Board(30)	• Nkurenkuru Town Council(20)
• Namibia Training Authority(46)	• Municipality Of Omaruru(43)
• Namibia University Of Science And Technology(41)	• Koes Village Council(26)
• NamibRe(63)	• Luderitz Town Council(62)
• Namport(110)	• Mariental Municipality(30)
• Namwater(53)	• Keetmanshoop Municipality(62)
• Nsfaf(78)	• Gibeon Village Council(5)
• National Commission On Research, Science And Technology (Ncrst)(3)	• Gobabis Municipality(79)
• National Council Of Higher Education (Nche)(20)	• Gochas Village Council(42)
• National Housing Enterprise(110)	• Grootfontein Municipality(31)
• National Road Safety Council(36)	• Helao Nafidi Town Council(37)
• National Youth Council(52)	• Henties Bay Municipality(21)
• National Youth Service (Revised)(34)	• Kamanjab Village Council(31)
• New Era(14)	• Karasburg Town Council(94)
• Namibia Institute of Pathology(93)	• Karibib Town Council(65)
• Namibia Qualifications Authority(38)	• Katima Mulilo Town Council(37)
• Namibia Statistics Agency(151)	• Divundu Village Council(24)
• Roads Authority(63)	• Eenhana Town Council(31)
• Road Fund Administration.....(79)	• City Of Windhoek(68)
• Social Security Commission(68)	• Bukalo Village Council(18)
• Telecom Namibia.....(157)	• Arandis Town Council(36)
• Transnamib(68)	• Aroab Village Council(34)
• Windhoek Country Club(67)	