



By Martha Nangolo
and Ndapwa Alweendo

FEBRUARY 2020



Image by David Mark

AGRICULTURE IN NAMIBIA: AN OVERVIEW

Following more than 40 months of economic depression, more focus than ever is being directed towards sectors with the potential to stimulate the Namibian economy. The ongoing (and somewhat stagnating) efforts to stimulate industrialisation through the manufacturing and agriculture sectors have not been as successful as hoped. Arid conditions in large areas of the country, combined with a severe and prolonged drought, have worked against the government's efforts to boost agricultural productivity. The sector

Democracy Report is a regular publication featuring analysis and commentary relating to the legislative agenda of the Parliament of the Republic of Namibia. It is produced by the Institute for Public Policy Research (IPPR), PO Box 6566, Windhoek, Namibia. Tel: +264 61 240514, Fax: +264 61 240516, info@ippr.org.na. The publication is also available as a PDF download from <http://www.ippr.org.na>. Democracy Report is funded by the Embassy of Finland.



contributes only 3 to 5 percent (on average) to Namibia's GDP. However, the agricultural sector remains one of Namibia's biggest employers, contributing approximately 167,242 jobs.

Types of Agriculture in Namibia

When it comes to farming on land, agricultural activity in Namibia falls into one of three broad groups: as a means to survive (subsistence farming), as a profitable endeavour (commercial farming) or some combination of the two (mixed farming).

Subsistence farming is the most common form in Namibia. Subsistence farming is the practice of growing crops and raising livestock only sufficient for one's own use, without any surplus for trade. These farmers are mostly small holders and small-scale operators who rely on the rainy season to be productive. This form of agricultural activity is highly labour intensive and requires low skilled labour. Land is accessible in the communal areas of the country (i.e. largely the northern part of the country), allowing Namibians to grow crops for household use and farm livestock on a small scale.

- Employment is informal, mostly involving family members and with minimal use of technology in the production of crops grown. In recent years, many subsistence farmers have begun renting trackers to plough the land in preparation for the rainy season.
- Produce is most cases for one's own consumption, and outputs are generally low.
- Cultivation is done over a small surface of land.
- Subsistence farming is common among the economically disadvantaged.

Commercial farming is a more organized form of agriculture that involves a high level of productivity with the aim of making profit, by producing either crops or selling livestock to a suitable market. It requires identifying a viable market and developing the most efficient and effective techniques possible. One notable distinction is that commercial farmers own title deeds to their land and are more capital intensive i.e. make use of advanced technology in machinery to increase productivity. This requires a large capital investment in terms of setting up and operating the farm.

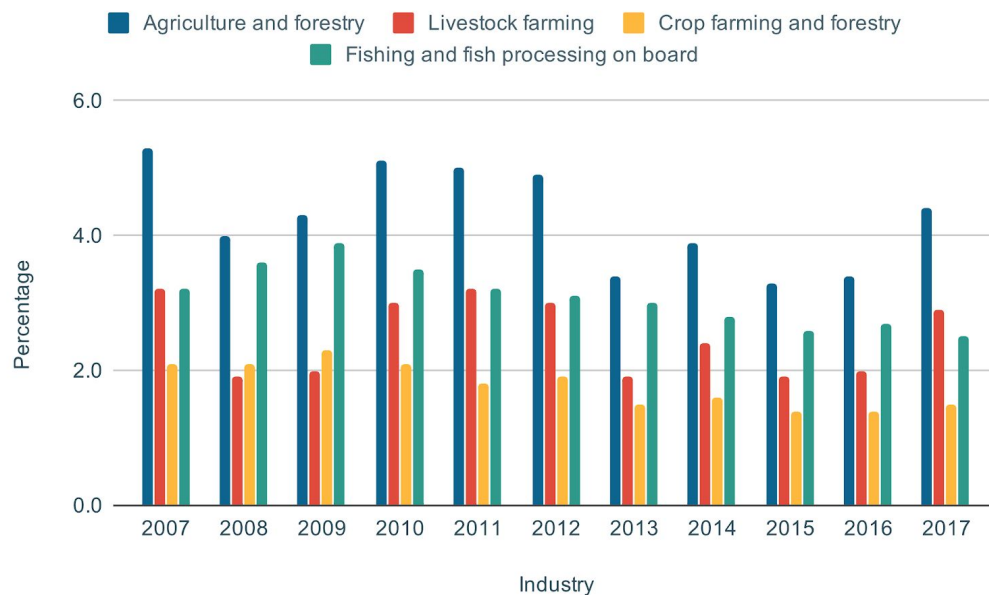


Did you know?
Over 4,000 freehold commercial farmers are involved in livestock farming.

Mixed farming involves growing both crops and raising livestock. This form utilizes every input in order to maximise output. Farmers achieve this by growing crops to feed livestock, and using one of the byproducts (manure) to fertilize the crops. Mixed farmers also capitalise on selling animal products such

as eggs, milk, and skins¹. This type of farming is also practiced across parts of Asia and in South Africa.

Figure 1: Agriculture percentage contribution to GDP from 2007 to 2017



Source: National Accounts, Namibia Statistics Agency

According to the national accounts, the agriculture and forestry sector consists of two main sub-sectors: livestock farming; and crop farming and forestry. While ‘fishing and fish processing on board’ is a separate sector, it is often considered in combination with agriculture and forestry to better highlight their combined impact on the Namibian economy. For the purposes of this paper, fishing and fish processing on board will also be given a brief overview.

The fluctuation of the sector is relatively sluggish. In the past ten years, the sector as a whole contributed a high of 5.1 percent to GDP, and contracted by slightly less than a third to 3.3 percent of GDP in 2015. The most recent statistics show a slight increase moving into the last half of the decade. Out of the three distinct sectors being considered here, fishing and fish processing on board were the largest contributors, followed by livestock farming, and crop farming and forestry, respectively.

Although the sector’s contribution to GDP is relatively small, it does play an important role in creating employment for the Namibian people. According to the latest Namibia Statistics Agency (NSA) Labour Survey, the sector created a total of 167,242 jobs during 2018, with a considerable number of those being in rural parts of Namibia.² This amounts to 23 percent of the total employed population in Namibia.

¹ Mufune, Pempelani. *The Rural in Namibia: An Introduction to Concepts and Issues*. Windhoek, Khomas: University of Namibia, 2011.

² Namibia Statistics Agency, 2019. *The Namibia Labour Force Survey 2018*. https://d3rp5jatom3eyn.cloudfront.net/cms/assets/documents/Labour_Force_Survey_final_-_2018.pdf

Table 1: Detailed breakdown of agriculture and forestry employment in Namibia, in descending order

Agricultural Activity in Namibia	Urban	Rural	Total
Mixed farming	4,114	66,633	70,747
Growing of cereals (except rice), legumes	1,108	28,212	29,320
Raising of cattle and buffaloes	601	11,258	11,859
Raising of sheep and goats	528	8,045	8,573
Marine fishing	7,026	382	7,408
Support activities for crop production	1,086	6,257	7,343
Growing of vegetables and melons, roots	1,307	5,659	6,966
Growing of grapes	61	3,767	3,827
Logging	1,163	2,390	3,553
Raising of other animals	83	2,278	2,361
Freshwater fishing	1,413	888	2,301
Support activities for animal production	744	1,395	2,139
Hunting, trapping and related services	423	1,495	1,917
Growing of other perennial crops	132	1,552	1,684
Raising of poultry	180	591	771
Support services to forestry	355	414	770
Growing of other non-perennial crops	0	748	748
Silviculture and other forestry activities	143	537	681
Growing of fibre crops	172	414	586
Gathering of non-wood forest products	66	497	563

Agricultural Activity in Namibia	Urban	Rural	Total
Freshwater aquaculture	172	376	548
Plant propagation	369	144	513
Growing of beverage crops	28	458	486
Post-harvest crop activities	118	232	350
Growing of rice	129	95	224
Raising of swine/pigs	0	198	198
Raising of horses and other equines	0	196	196
Growing of tobacco	148	22	171
Growing of other tree and bush fruits	113	0	113
Seed processing for propagation	0	60	60
Growing of citrus fruits	0	50	50
Marine aquaculture	39	5	44
Growing of tropical and subtropical fruits	0	32	32
Growing of pome fruits and stone fruits	0	13	13

Source: Namibia Statistics Agency (NSA) Statistics

Table 2: Consolidated employment figures by sub-sector

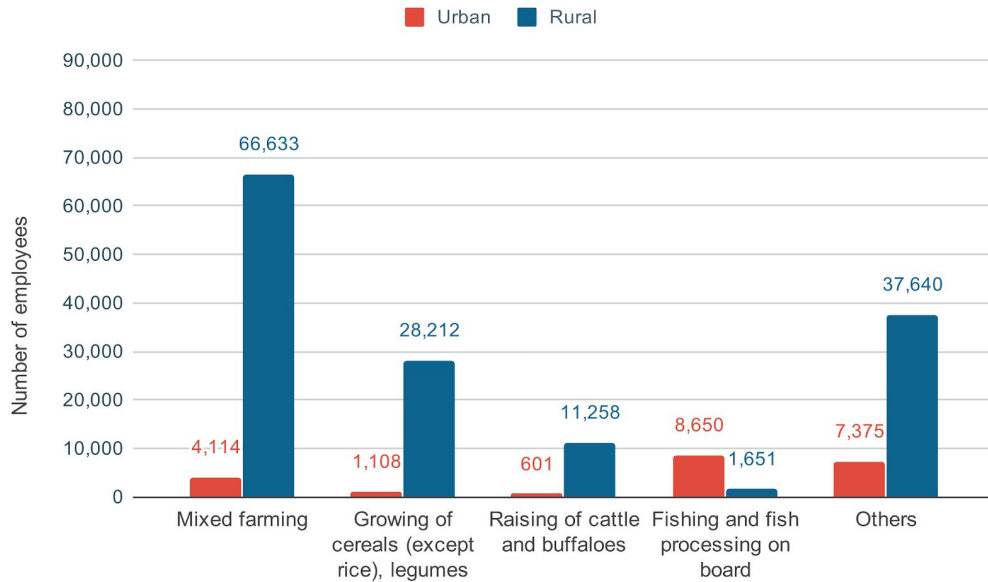
Activity	Urban	Rural	Total
Mixed farming	4,114	66,633	70,747
Growing of cereals (except rice), legumes	1,108	28,212	29,320
Raising of cattle and buffaloes	601	11,258	11,859
Fishing and fish processing on board	8,650	1,651	10,301
Others	7,375	37,640	45,015
Total	21,849	145,393	167,242

Source: Namibia Statistics Agency (NSA) Statistics

Did you know?

Over half the population depends on subsistence farming for their livelihood, mostly concentrated in the four O-regions (Oshana, Omusati, Oshikoto, Ohangwena).

Figure 2: Top Activity Employers in Namibia

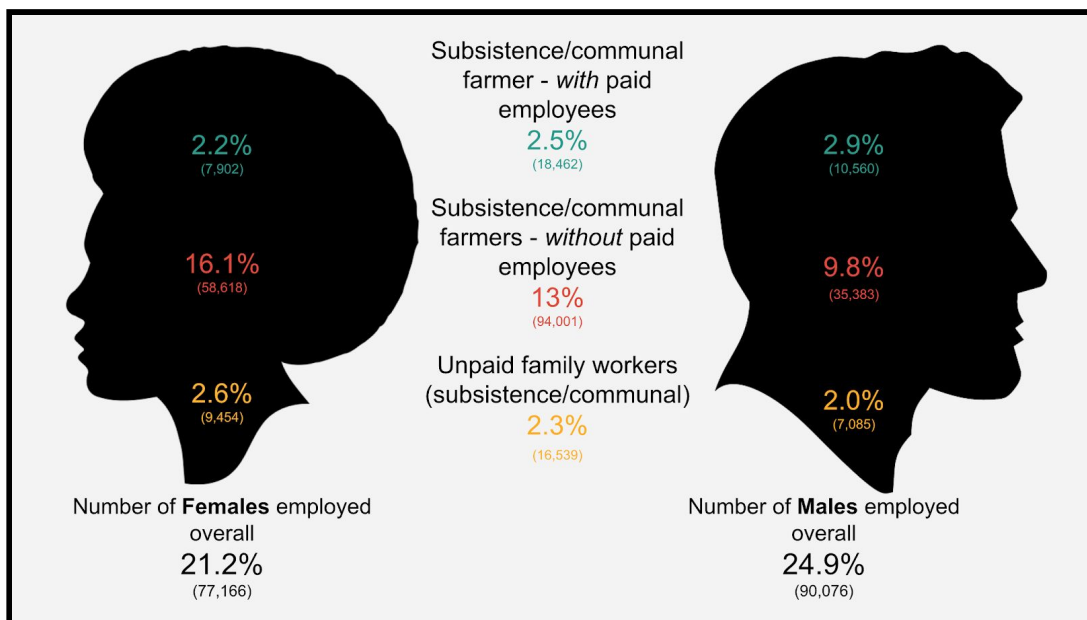


Source: NSA Labour Force Survey, 2018.

Agriculture Employment By Numbers

The sector is dominated by subsistence crop farming (which falls under the informal setting) and commercial livestock and mixed farming (which provides formal employment opportunities). The following image provides a summary of the demographics of the agricultural sector. All percentages are expressed over the total number of employed persons in Namibia (725,742).

Figure 3: Demographics of the Sector (as a percentage of the working population)



Source: NSA 2018 Labour Survey

Gender Inequality and Agriculture

Although the sector is dominated by a male workforce overall, women dominate the subsistence and communal farming activities. The trend is particularly notable in the four 'O regions' of northern Namibia - Ohangwena, Oshana, Omusati and Omaheke. This has also been the trend historically, as men migrated to urban areas (as part of the discriminatory migrant labour system during apartheid), leaving women and children to maintain the land that sustained them. In post-apartheid Namibia, urban-rural migration motivated by economic inequality has had a similar effect.

Those in charge of subsistence and communal farming are almost entirely dependent on annual rainfall for food security. In light of the prolonged and severe drought that Namibia has experienced over the past years, many families in rural areas have become increasingly dependent on government assistance for food. While the long-term impacts of prolonged drought have not been adequately documented, it is widely acknowledged that they cannot simply be limited to decreased agricultural yield.

19.8% of Namibian households depend on subsistence farming as a main source of income. As noted in Figure 3, the majority of women in the agriculture sector are engaged in subsistence activities without paid employees. It is therefore important to be sensitive to the ways in which women are even more vulnerable to the impacts of drought. Studies have shown that droughts in sub-Saharan Africa have a disproportionately negative impact on women's health, access to education, and potential for empowerment³. These effects are also felt across generations, and can have a significant impact on a country's development trajectory. Any interventions in the sector, especially in rural areas, must therefore be aware of the gender dynamics, and ensure that women are not further disadvantaged.

Drought and Agriculture

Namibia has a dry semi arid climate which experiences low average and a highly variable rainfall. The country has two deserts, the Namib Desert which stretches along the Namibian coastline, and the Kalahari desert which covers the South-Eastern parts of Namibia. The country is prone to natural disasters and continues to suffer from floods and droughts. A drought is defined as a prolonged period of time when a country receives abnormally low amounts of rainfall that leads to a shortage of water in a country. This affects both humans, animals, and plant life, causing detrimental effects on the productivity of the land, food security, and access to water. This also has an impact on the socio-economic landscape, with women and children being the most affected (as noted in the previous section). President Hage Geingob has declared a state

³ World Bank Group, 2017. Uncharted Waters: The New Economics of Water Scarcity and Vulnerability. <https://www.worldbank.org/en/events/2017/10/17/uncharted-waters>

of emergency (regarding the severity of the drought) twice during his presidential term, in 2016 and May 2019.

In October 2019, Prime Minister Saara Kuulongelwa-Amadhila announced that Cabinet had approved drought relief to the value of N\$ 572.7 million and had received external donations of N\$ 129 million. The Office of the Prime Minister was tasked with carrying out different drought relief programmes. To date, N\$ 131 million has been spent on the following:

Did you know?

Otavi, Grootfontein and Tsumeb are referred to as the “Maize triangle” area because of the high level of rainfall and blossoming agricultural sector, supporting the cultivation of maize and lucerne.

1. Food provision valued at N\$ 57.9 million

The programme initially provided food to a total of 42,000 households countrywide but increased that number to 172,938. Each household receiving aid is entitled to a food parcel containing 12.5kg of maize meal (or mahangu grain), 750 ml cooking oil, and 4 tins of fish.

2. Water provision valued at N\$ 37.5 million

This programme’s aim is to rehabilitate and install water points/boreholes and extend water pipelines in drought-stricken areas. There are a total of 139 boreholes and water points currently in the works across the country.

3. The Livestock Support programme

The programme provides;

- i) **Free fodder** to needy farmers whose income household is below N\$ 2,600 per month. At the end of September 2019 the programme had distributed fodder to a total of 250 farmers, to the value of N\$ 5.5 million.
- ii) **A livestock marketing incentive scheme** which has paid out a total of 665 claims with a combined value of N\$ 5,016,720 million to farmers.
- iii) **Subsidies for fodder/ licks** to a value of N\$ 343,341.
- iv) **Subsidies for transportation to grazing areas** which has paid out 26 claims to a value of N\$ 164,274 to farmers.
- v) **Subsidies for lease of grazing areas**, paying out 35 claims with a total value of N\$ 396,600 to farmers.

4. Crops support programme

This programme will assist in providing needy crop-producing farmers with seeds for the rainy season.

The Land Question

Namibia's colonial legacy continues to make its presence known in the distribution of land resources in the post-independence landscape. According to the Namibia Statistics Agency, approximately 70 percent of privately held agricultural land is white-owned. Much of Namibia's communally owned land (which is accessible for subsistence farming) is located above the Veterinary Cordon Fence (VCF) or 'Red Line' - a remnant of the colonial German government

-which effectively separates the north and south. Any meat originating from north of the Red Line may not be sold in international markets, giving an additional advantage to the majority-white livestock farmers in the south. Until recently, land redistribution efforts in Namibia have operated under the 'willing buyer, willing seller' principle, and the government has developed a system of granting affirmative action financing to previously disadvantaged Namibians seeking to buy land. However, at the country's Second National Land Conference in October 2018, President Hage Geingob announced plans to re-evaluate the constitutional provisions regarding expropriation with compensation. The aim expressed at the conference is to transfer up to 43 percent of arable agricultural land to previously disadvantaged Namibians.

It is important to note that while land has consistently been on the national policy agenda, urban land distribution has yet to feature in national discourse in a meaningful way. The Affirmative Repositioning (AR) Movement is a social movement that began in 2014, and sought to address the unequal distribution of urban land, especially among Namibian youth. It is also notable that, during the 2019 National Assembly and Presidential elections, land reform was a cornerstone of the majority of manifestos shared with the public.

Land reform is sure to remain a crucial policy issue that will affect multiple industries and sectors in Namibia. In light of the obvious intersections between access to land and economic inequality, developing a plan to justly redistribute productive land has become an increasingly urgent priority for the Namibian government.

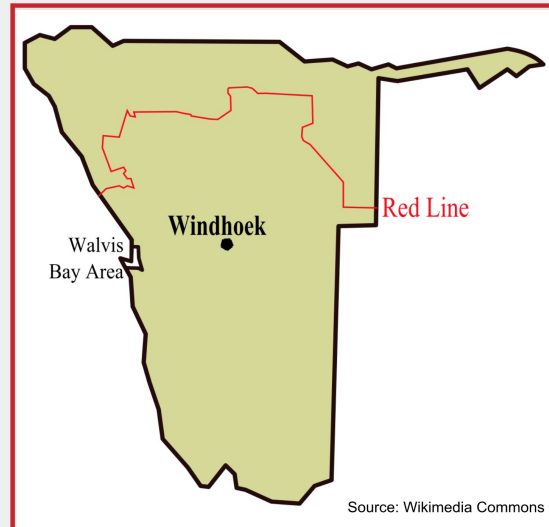


Table 3: Employment in Agricultural and fishing sectors by employment status

Labour Force Category	Number	Percentage contribution to category (nationally)
Employees	46,751	11.6
Employers	13,667	29.9
Own account workers*	87,091	44.7
Contribution from family workers**	11,937	35.7
Workers not classifiable by status	7,769	15.7
TOTAL	167,242	

Source: NSA 2018 Labour Force Survey

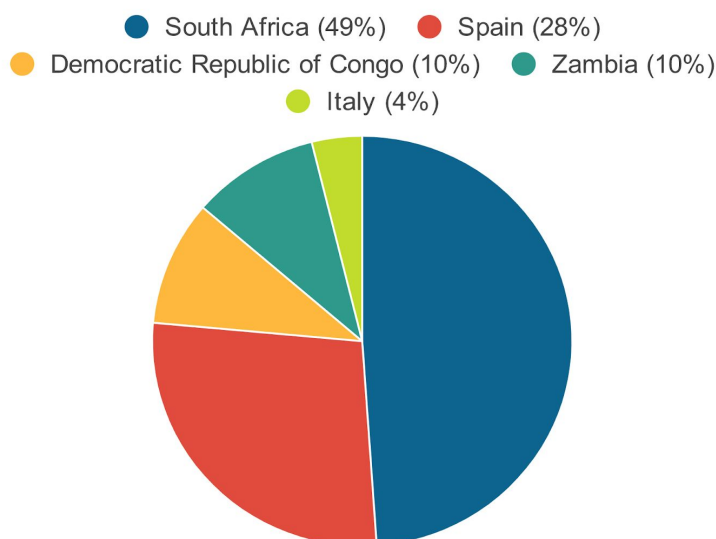
* **Own account workers** are workers that labour without pay

** **Contributing family workers** are formally known as unpaid family workers

Agriculture and International Trade

Outputs from the agricultural and fishing industries form a significant part of Namibia’s continental and international trade. At the same time, Namibia is a net importer of several consumable products. The following figures illustrate the bulk of Namibia’s trade in the sector.

Figure 4: Namibia’s Top Five Exporting Partners



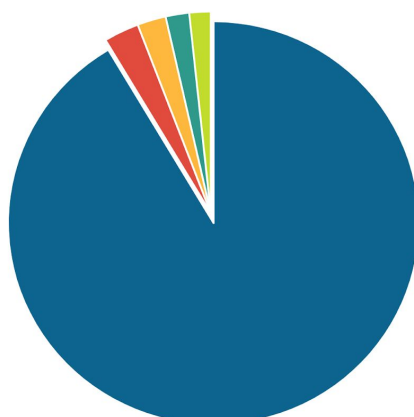
Source: NSA 2018 Trade by Partner Statistics

Table 4: Net Exports 2017/18

Net Exports (2017/18)	N\$
Cattle	3.4 billion
Sheep and goat	830 million
Grapes	818 million
Trophy hunting	540 million
Charcoal	185 million
Total	5.77 billion

Source: 2018/2019 MEATCO Annual Report

Figure 5: Namibia's Top Five Importing Partners



Source: NSA 2018 Trade by Partner Statistics

Table 5: Net Imports 2017/18

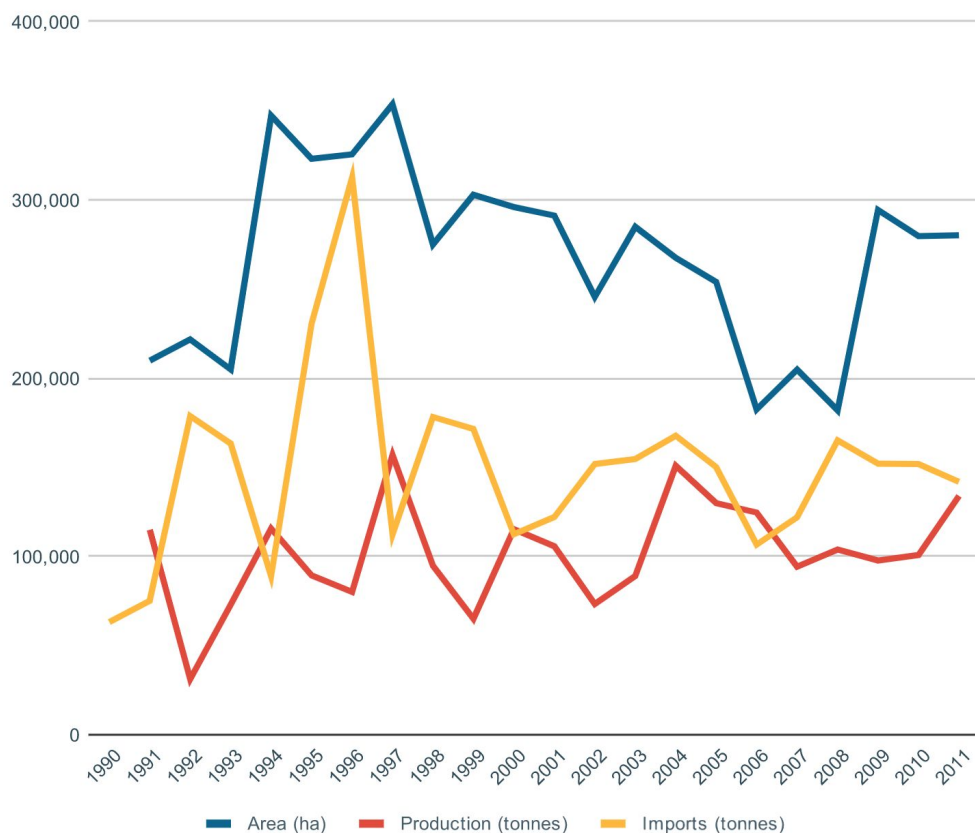
Net Imports (2017/18)	N\$
Poultry	850 million
Grains	408 million
Vegetables	211 million
Diary	141 million
Pork	124 million
Total	1.73 billion

Source: 2018/2019 MEATCO Annual Report

As Figure 5 on the previous page indicates, South Africa is Namibia’s largest import partner, and food products form the bulk of those imports due (in large part) to the dry climate which has been exacerbated by minimal rainfall in recent years. Cereals (such as wheat, millet and sorghum) are staples of the national diet. While these crops are locally produced, imports are necessary to meet national demand. The figure below illustrates the fluctuation of domestic production and imports of cereal crops.

Figure 6 illustrates Namibia’s position as a net importer of grain (maize and wheat) between 1990 and 2011. The amount of grain production has fluctuated with the availability of arable land over the years. In years of low production, increasing amounts of imports were needed to satisfy local demand.

Figure 6: Total Namibian Cereal Production and Imports (1990 - 2011)



Source: *Guide to the Namibian Economy 2017*

The tables illustrate the source of cattle slaughtered by the Meat Corporation of Namibia (Meatco) between 2012 and 2019. There are three main sources of cattle, the largest being direct marketing in which farmers sell cattle directly to Meatco abattoirs, and are paid per

Did you know?
 Namibia has approximately 2.7 million cattle, and exports meat to the European Union, the United Kingdom, Norway (on a quota system), and China.[%]
https://www.meatco.com.na/files/files/Meatco_AR_2018_19.pdf

kilogram of meat depending on the animals age and the grade/quality of the meat. (Grading is dependent on the age and size of the animal). Meatco also owns its own feedlots where cattle are raised for slaughter. Backward integration occurs when a business supplies its own input, usually by acquiring subsidiaries which then supply them exclusively.

Did you know?

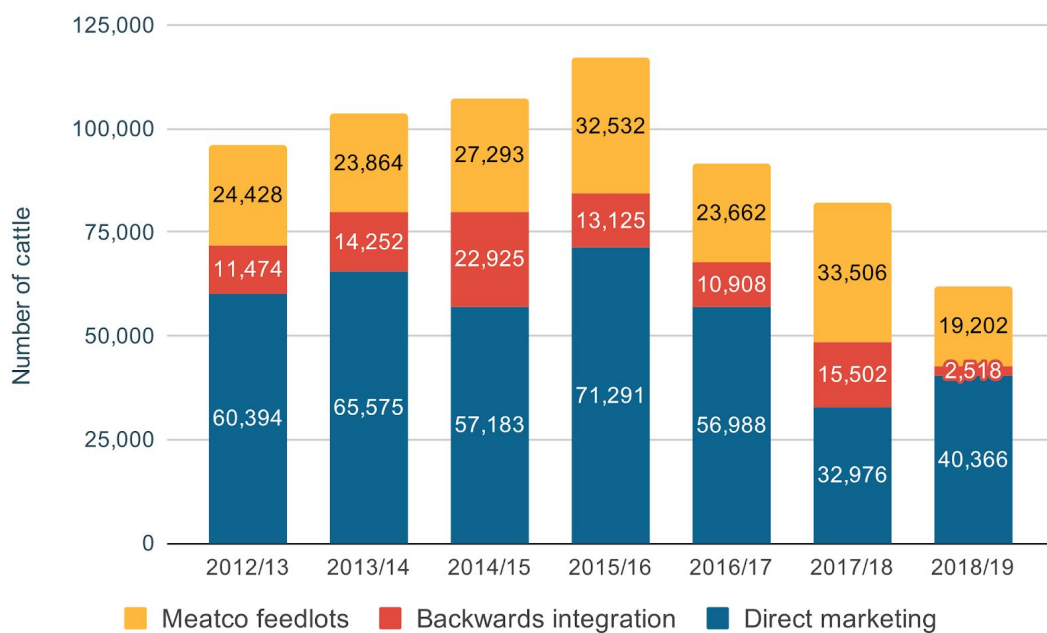
The three dominant biomes in Namibia are:

- Savannah, covering about 64% of Namibia’s land surface.
- Desert vegetation, covering about 16%.
- Dry woodlands, covering about 20% of the land.*

*http://www.fao.org/nr/water/aquastat/countries_regions/NAM/NAM-CP_eng.pdf

When it comes to trade, abattoirs are further divided into two categories. Export abattoirs are those given the accreditation to export meat outside of the country, while local abattoirs are only able to sell their products locally. Product can be exported in two forms: as live animals, or as processed meat. One of the ongoing challenges to exporting meat is the threat of disease, such as foot and mouth disease. When transporting live cattle, the risk of transmission becomes higher. Processed meat, on the other hand, goes through a process of quarantine and chilling to minimise opportunities for contamination.

Figure 7: Source of cattle slaughtered (2012 - 2019)



Source: 2018/2019 MEATCO Annual Report

Table 6: Segmentation in the Cattle Market (2016 - 2018)

Market Share of Cattle Marketed, 2016-2018 (Source: Meat Board of Namibia)						
	2016		2017		2018	
	<i>Cattle</i>	<i>Percentage</i>	<i>Cattle</i>	<i>Percentage</i>	<i>Cattle</i>	<i>Percentage</i>
Live exports	164,220	47%	315,198	65%	239,223	67%
Export abattoirs	102,637	29%	82,437	17%	57,465	16%
Local abattoirs	81,393	23%	87,286	18%	62,365	17%

Source: 2018/2019 MEATCO Annual Report

As noted earlier, the impact of the colonial 'Red Line' designation continues to be felt, as the amount of meat produced above and below this line differ significantly.

Table 7: Number of cattle slaughtered (2014 - 2019)

Year ended in February	2014/15	2015/16	2016/17	2017/18	2018/19
Cattle slaughtered SVCF	107,401	116,948	91,558	81,984	62,086
Cattle slaughtered NVCF	9,370	0	748	896	1,521

Source: 2018/2019 MEATCO Annual Report

Note

SVCF - South of the Veterinary Cordon Fence/'Red Line'
 NVCF - North of the Veterinary Cordon Fence/'Red Line'

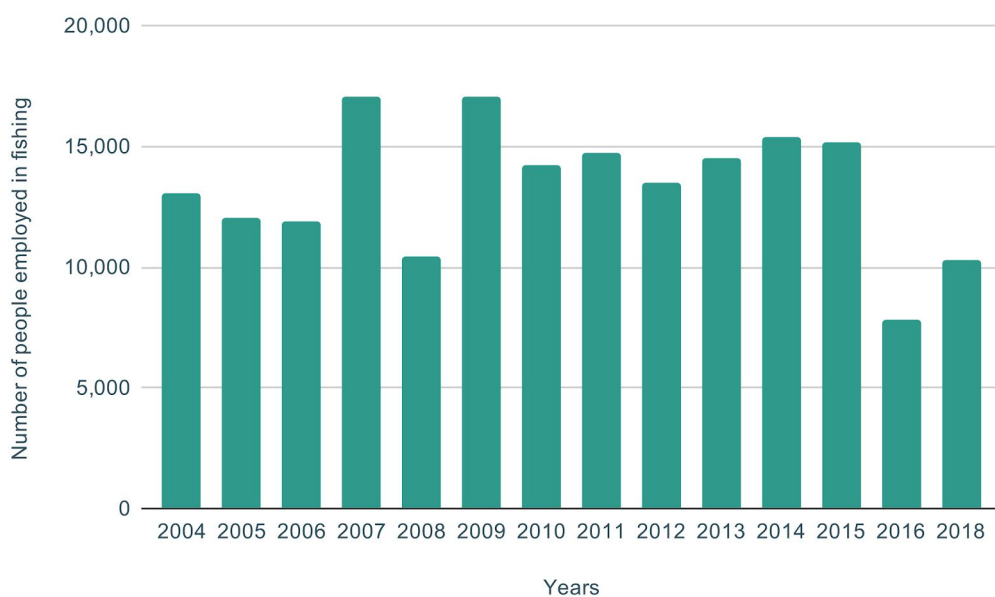
Uncertainty in the Fishing Sector

Referred to as one of the most productive fishing grounds in the world, Namibia's fishing sector is blessed with a diversity of species and resources. These include hake, horse mackerel, monkfish, rock lobster, crab, large pelagic fish, line fish, guano, seaweed, seal, and many more. Hake and horse mackerel are most prominent: according to the Ministry of Fisheries and Marine

Resources (MFMR), during the 2020-14 period they accounted for 87% of landed catches, 82% of the average annual landed volume, and 60% of the total fisheries export value in that period.

According to the latest NSA GDP activity statistics, the fishing sector contributed 2.5% to the Namibian economy in 2017⁴. Currently the sector employs a total of 10,301 people according to 2018 statistics. The sector took a hit after 2015 when new fishing right holders were given preference over major industry players, which led to thousands of local fishermen losing their jobs.

Figure 8: Number of people employed in the fishing industry 2004-2016, 2018



Source: Guide to the Namibian Economy (2017) and Namibia Statistics Agency

*Note; 2004- 2015 were sourced from the Guide to the Namibian Economy and 2016 and 2018 were sourced from the NSA.

The fishing industry remains secretive and difficult to access, especially for poor and previously disadvantaged communities. During early 2019, the MFMR received a total of 5,193 fishing rights applications - the highest figure recorded to date.⁵ It is expected that the new fishing quotas will be

Did you know?

More than 100 countries have a cattle inventory in excess of 1 million head, including Namibia.[#]

[#]https://www.meatco.com.na/files/files/Meatco_AR_2018_19.pdf

⁴ National Statistics Agency, 2017. National Accounts Statistics. Raw data.

⁵ Ministry of Fisheries and Marine Resources, 2019. *Annual Ministerial Address to the Fishing Industry*. [MINISTRY OF FISHERIES AND MARINE RESOURCES 2019 ANNUAL MINISTERIAL ADDRESS TO THE FISHING INDUSTRY](#)

allocated sometime during 2020 according to Cabinet. The potential of the fishing sector is further complicated by recent allegations of corruption by government officials. The so-called ‘Fishrot’ scandal refers to a series of bribes given by Icelandic fishing company Samherji to Namibian businessmen and high-ranking government officials in exchange for exclusive access to lucrative fishing rights. Among those involved are former Minister of Fisheries and Marine Resources, Bernard Esau, and former Minister of Justice, Sacky Shanghala. Documents released by WikiLeaks in 2019 show that the scandal involved kickbacks to the value of at least N\$150 million. Given the devastating effect the loss of jobs has had on Namibia’s fishing industry, this scandal and the prosecution of perpetrators is a matter of grave concern to the Namibian public. Furthermore, future investors and partners in the fishing sector (and all sectors relating to Namibia’s natural resources) are likely to be under much higher scrutiny in the coming years.

Agricultural Sector Key Stakeholders

The Namibian government remains the sector’s key stakeholder. The Ministry of Agriculture, Water and Forestry (MAWF) determines the policy-making sphere and injects a huge amount of capital into various programmes over the years. However, poor planning, implementation, and monitoring has led some experts to claim that these efforts have, in some cases, dampened the performance of the industry. Despite this, the government remains adamant on pushing the agriculture agenda.

Table 8: Key Agricultural Organisations in Namibia

<i>Organisation</i>	<i>Function</i>
Ministry of Agriculture, Water and Forestry (MAWF)	The ministry responsible for formulating and implementing agriculture policy in Namibia.
Abattoirs Association of Namibia (AAN)	The industry body representing abattoirs in the country.
AGRA Cooperative	Originally an agricultural cooperative serving farmers with inputs which demutualized in 2012
Agricultural Bank of Namibia (Agribank)	Provides long-term finance to the commercial and communal farming sectors
Agricultural Employers Federation (AEF)	The industry body representing commercial farmers on employment issues

<i>Organisation</i>	<i>Function</i>
Agricultural Trade Forum	A multi-stakeholder private sector focus group focusing on agricultural trade issues, and which is a sub-committee of the Namibia Trade Forum
Dairy Producers Association (DPA)	An association of 17 dairy farmers supplying raw milk to Namibia Diaries
Green Scheme Agency (now defunct)	Acted as Government's operational arm in implementing Green Scheme projects
Karakul Board of Namibia	The government agency established to promote the karakul (a type of sheep) industry
Livestock Producers Association (LPA)	The NAU-affiliated body representing livestock producers.
Meat Board of Namibia	The government agency established to promote the meat industry
Meatco	A commercial membership organization for meat producers
Namibia Agricultural Union (NAU)	The industry body representing commercial farmers
Namibian Agronomic Board (NAB)	The government agency established to promote the agronomic industry
Namibia Development Corporation (NDC)	Owns and operates agricultural projects on behalf of the government
Namibian Emerging Commercial Farmers Forum (NECF)	Represents new black Namibian commercial farmers
Namibia Farm Workers Union (NAFWU)	The NUNW-affiliated trade union representing farm workers
Namibian Grain Producers Association (NGPA)	The NAU-affiliated body representing commercial grain producers
Namibia National Farmers Union (NNFU)	The industry body representing communal farmers
Namibian Orange River Table Grape Association (NORTGA)	The industry body representing table grape producers

Source: Guide to The Namibian Economy 2017, IPPR

Did you know?

Subsistence farming (crop and animal) makes up 19.8% of Namibian households main source of income.

Key Recommendations

- State abattoirs should be reopened and run efficiently with the collaboration of farmers to fast-track marketing, both locally and regionally
- Organized agriculture should be encouraged for both communal and further for commercial farming
- The Veterinary Cordon Fence (VCF) should be re-evaluated to make livestock farming more inclusive for local Namibians
- Access to finance for small-scale farmers should be prioritized and be more accessible to farmers to expand their operations and implement more technological methods to increase their farms productivity
- Any partners or organisations looking to collaborate in the agriculture and forestry and/or fishing sectors should be aware of the current political climate and ensure that all dealings are mutually beneficial and advantageous to the Namibian people
- Extension services from MAWF should be scaled up with an element of capacity building to all farmers, especially subsistence farmers
- The government and all relevant institutions (including diplomatic missions) should assist in organizing markets for farmers produce (both regionally and Internationally)

Key National Policies

National Agricultural Policy in Namibia

<http://www.mawf.gov.na/documents/37726/48258/National+Agricultural+Policy+Namibia+1995/0f82df9f-a7e5-4f9d-af7f-914bd3e91703?version=1.1>

National Policy on Climate Change for Namibia - 2011

[http://www.met.gov.na/files/files/National%20Policy%20on%20Climate%20Change%20for%20Namibia%202011\(1\).pdf](http://www.met.gov.na/files/files/National%20Policy%20on%20Climate%20Change%20for%20Namibia%202011(1).pdf)

National Climate Change Strategy & Action Plan - 2013- 2020

<http://www.met.gov.na/files/files/National%20Climate%20Change%20Strategy%20&%20Action%20Plan%202013%20-%202020.pdf>

Ministry of Agriculture, Water and Forestry Strategic Plan 2012/13 - 2016/17

<http://www.mawf.gov.na/documents/37726/48258/Agri+Book/c9575121-6530-4401-b8dc-765064655600?version=1.1>

Ministry of Agriculture, Water and Forestry (MAWF) Comprehensive Conservation Agriculture Programme 2015-2019

<http://www.met.gov.na/files/files/Comprehensive%20Conservation%20Agriculture%20Programme%20for%20Namibia%202015-2019;%20Ministry%20of%20Agriculture,%20Water%20and%20Forestry.pdf>

National Drought Policy and Strategy

<https://www.npc.gov.na/downloads/policies%20by%20year/1997/National%20Drought%20Policy%20and%20Strategy.pdf>

Agricultural (Commercial) Land Reform Act 1995

<https://www.lac.org.na/laws/1995/1040.pdf>

Communal Land Reform Act 5 of 2002

https://laws.parliament.na/cms_documents/communal-land-reform-01589a7004.pdf

Green Scheme Policy

<http://www.mawf.gov.na/documents/37726/48258/Green+scheme+policy+Booklet/0c095988-9b34-4ddd-b038-21c07c653798?version=1.1>

Namibia Livestock Producer Sector Strategy

<http://www.the-eis.com/data/literature/Namibia%20Livestock%20Producer%20Sector%20Strategy.pdf>

Additional Resources

Water Governance in Namibia: A tale of delayed Implementation, Policy Shortfalls, and Miscommunication

https://ippr.org.na/wp-content/uploads/2016/10/Water_Governance_Namibia_FINAL.pdf

Source: *Institute for Public Policy Research*

Managing Windhoek's Water Crises: Short-Term Success vs Long-Term Uncertainty

https://ippr.org.na/wp-content/uploads/2017/03/18_DB_WATER_FINAL_WEB1.pdf

Source: *Institute for Public Policy Research*

Opportunities for a Green Construction Sector

https://ippr.org.na/wp-content/uploads/2015/05/IPPR_Green-2.pdf

Source: *Institute for Public Policy Research*

Opportunities for Green Tourism Sector

https://ippr.org.na/wp-content/uploads/2017/03/IPPR_Green_Tourism_WEB.pdf

Source: *Institute for Public Policy Research*

Opportunities for a Green Logistics Sector

[https://ippr.org.na/wp-content/uploads/2016/04/IPPR_Green_Logistics_WEB%20\(1\).pdf](https://ippr.org.na/wp-content/uploads/2016/04/IPPR_Green_Logistics_WEB%20(1).pdf)

Source: *Institute for Public Policy Research*

Towards a Blue Economy: Harnessing Namibia's Coastal Resources Sustainably

https://ippr.org.na/wp-content/uploads/2019/02/BlueEconomy_WEB-1.pdf

Source: *Institute for Public Policy Research*

African Growth & Opportunity Act: What it means for Namibian Business

https://ippr.org.na/wp-content/uploads/2019/09/AGOA_WEB.pdf

Source: *Institute for Public Policy Research*

The Rural in Namibia: An Introduction to Concepts and Issues

Mufune, P. (2011). *The Rural in Namibia: An Introduction to Concepts and Issues* (Vol. 1). Windhoek, Khomas: University of Namibia.

Namibia Aquastats

http://www.fao.org/nr/water/aquastat/countries_regions/NAM/NAM-CP_eng.pdf

Source: *Food and Agriculture Organisation (FAO)*

Anatomy of a bribe

https://www.youtube.com/watch?v=_FJ1TB0nwHs

Source: *Al Jazeera*

Notes

Notes

About the Authors

Martha Nangolo is an IPPR Research Associate whose recent work has been focused on fiscal transparency, budgetary analysis, extractive industry governance, and elections. She is also part of the IPPR's fact-checking project. She holds a bachelor's degree in Economics and a postgraduate Honours degree in Business Administration from the Namibia University of Science and Technology.

Ndapwa Alweendo joined IPPR in 2018 as a Research Associate. Her research has focused on black women's lived experiences, and African feminist theory. She holds a Masters degree in Political Theory from Rhodes University in South Africa.

About Democracy Report

Democracy Report is a project of the IPPR which analyses and disseminates information relating to the legislative agenda of Namibia's Parliament. The project aims to promote public participation in debates concerning the work of Parliament by publishing regular analyses of legislation and other issues before the National Assembly and the National Council. Democracy Report is funded by the Embassy of Finland.

About IPPR

The Institute for Public Policy Research (IPPR) is a not-for-profit organisation with a mission to deliver independent, analytical, critical yet constructive research on social, political and economic issues that affect development in Namibia. The IPPR was established in the belief that development is best promoted through free and critical debate informed by quality research.



© IPPR 2020

Incorporated Association Not for Gain Registration Number 21/2000/468
Directors: M M C Koep, D Motinga, N Nghipondoka-Robiati, J Ellis, G Hopwood (ex-officio)
PO Box 6566, Ausspannplatz, Windhoek, Namibia · Tel: +264 61 240514
info@ippr.org.na · www.ippr.org.na